

Corporate Presentation

January, 2008 Update

BNP Resources Inc.

Forward Looking Statements Advisory

Advisory: *This presentation may contain forward-looking statements including management's assessment of future plans and operations and expectations of future production, cash flow and earnings. These statements are based on current expectations that involve a number of risks and uncertainties, which could cause actual results to differ materially from those anticipated. These risks include, but are not limited to: the risks associated with the oil and gas industry (e.g. Operational risks in the development of exploration and production; delays and changes in plans with respect to exploration or development projects or capital expenditures; the uncertainty of reserve estimates; the uncertainty of estimates and projections relating to production, costs and expenses and health, safety and environmental risks), commodity price and exchange rate fluctuation and uncertainties resulting from potential delays or changes in plans with respect to exploration or development projects or capital expenditures. Oil equivalent amounts have been calculated using a conversion rate of six thousand cubic feet of natural gas to one barrel of oil. BOEs may be misleading, particularly if used in isolation. A BOE conversion ratio of 6 mcf: 1bbl is based on an energy equivalency conversion method primarily applicable at the burner tip and does not represent a value equivalency at the wellhead. The forward-looking statements contained in this presentation are made as of date hereof and BNP undertakes no obligations to update publicly or revise any forward-looking statements or information, whether as a result of new information, future events or otherwise, unless so required by applicable security laws.*

BNP Resources Inc.

Corporate Information

- **Exchange Symbols**
- **Outstanding Shares (as of January 15, 2008)**
 - TSX Venture
BNX.A / BNX.B
 - 13,594,577 Class A Shares
 - 922,500 Class B Shares
 - 960,410 Options on Class A Shares
 - 2,142,857 Class B Preferred Shares
 - in private Saskatchewan subsidiary
 - 36% or 4.895 million of Class A Shares
 - 4% or 33,450 of Class B Shares
- **Management and Directors own**
- **Bank**
- **Legal Firm**
- **Auditors**
- **Transfer Agent**
- **Reserve Auditor**
- **Contact Information**
 - Royal Bank of Canada
 - McCarthy Tétrault LLP
 - PricewaterhouseCoopers LLP
 - Computershare Trust Company of Canada
 - GLJ Petroleum Consultants

 - 2210, 800-5th Ave. SW
 - Calgary, Alberta T2P 3T6
 - Main: 403.695.1090
 - Fax: 403.265.0413
 - info@bnpresources.com
 - www.bnpresources.com

BNP Resources Inc. Management Team and Directors

Management

- Gregory Bilcox, P. Geol.
President & CEO
- Gordon Paul, CMA
VP Finance & CFO
- Hector Poirier
VP Production
- Ed Nunes-Vaz, P. Land
VP Land & Business Development
- Greg Anderson
VP Exploration

Directors

- Gregory Bilcox, P. Geol.
 - Dave Bonnar, P. Geol.
 - John Brown
 - Mike Shaikh, FCA, Chairman
 - Gregory Turnbull, B.A., LLB.
- Corporate Secretary**
- Sony Gill, LLB.

BNP Resources Inc.

Mission Statement & Strategy

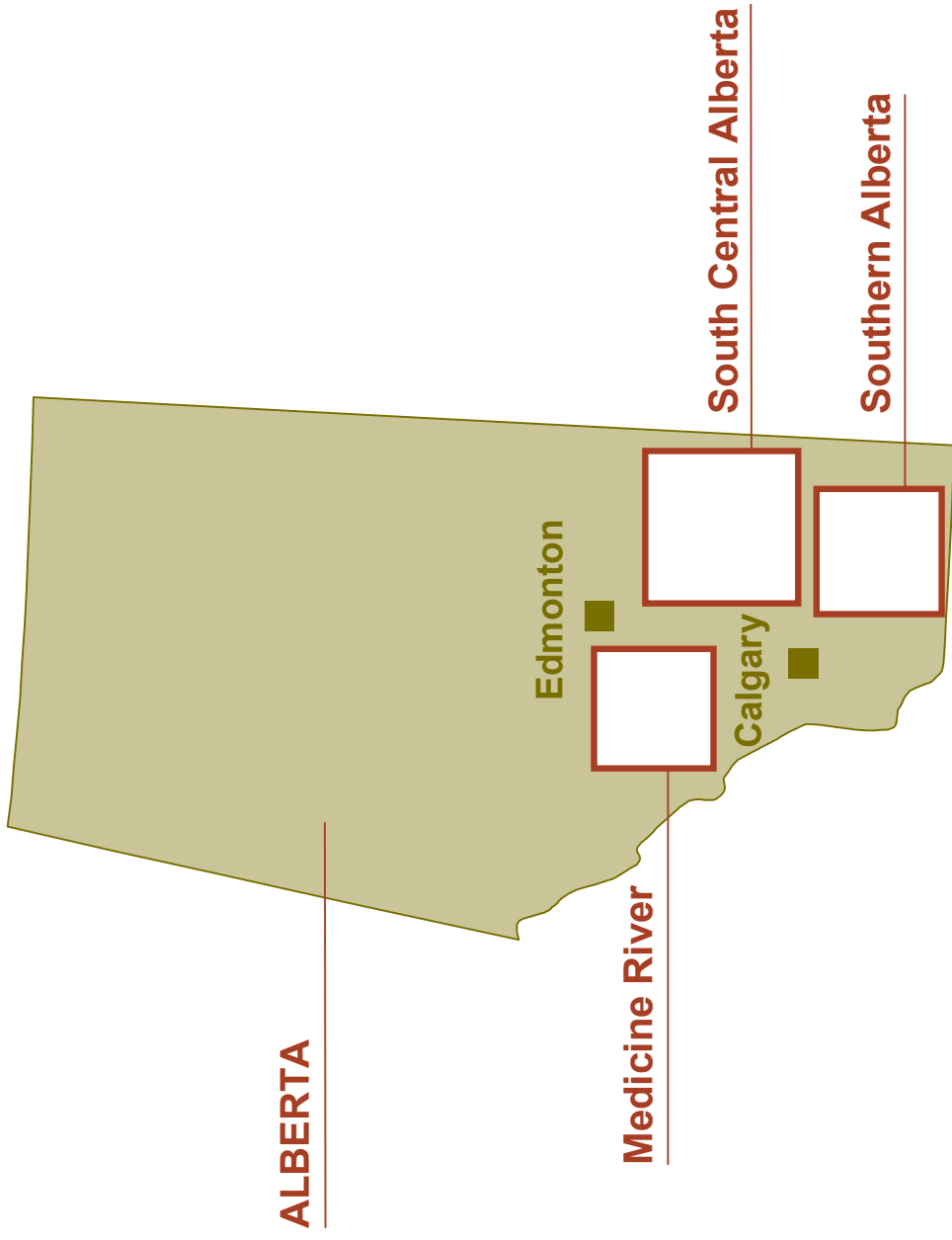
Mission Statement

To build a successful oil and gas company based on strong technical expertise, experience and integrity resulting in significant growth in shareholder value.

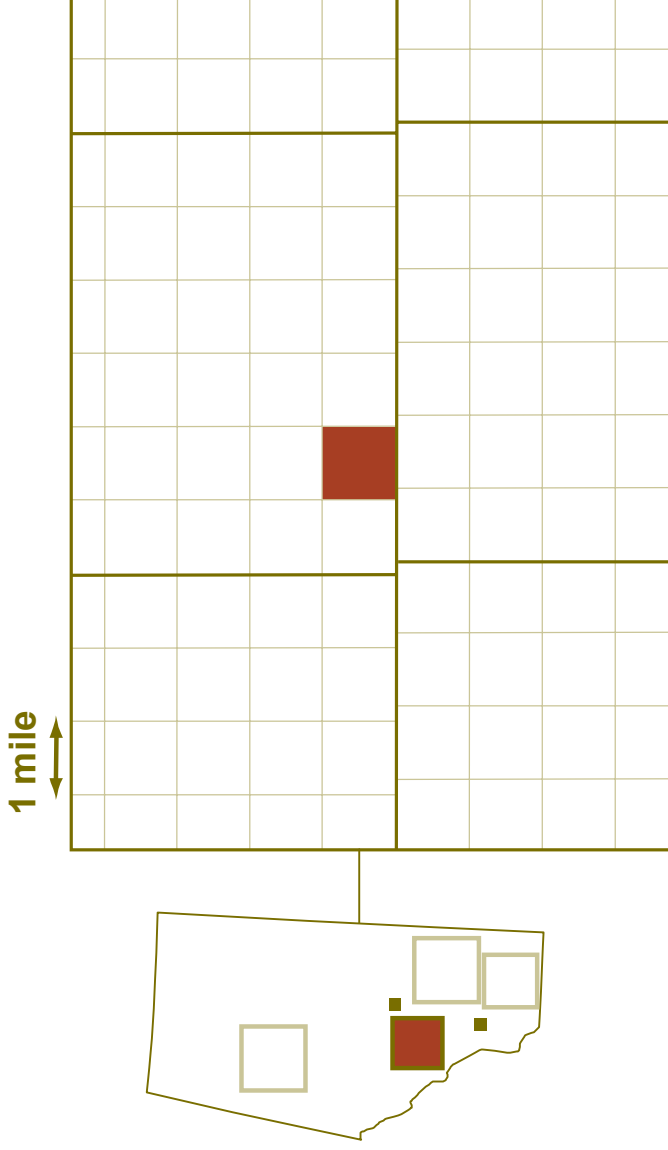
BNP Strategy:

- Focus on multi-zone areas with year round drilling access.
- Focus on shallow to medium depth drilling targets.
- Focus on Saskatchewan, South Central Alberta, Southern Alberta.
- Maintain high working interests in drilling opportunities.
- Operate both drilling and facilities.
- Develop a balanced production profile with greater emphasis on light oil opportunities.
- Implement superior operating and accounting practices.
- Maintain stringent cost management and control programs.
- Work together to capitalize on technical strengths of individual team members.

BNP Resources Inc. Core Areas of Operation



BNP Resources Inc. Medicine River – Central Alberta



- **2006 Activity**
 - Drilled 6-5-39-4 W5M
 - 50% WI
 - 4 gas bearing Edmonton sands
- **2007 Activity to date**
 - Tie-in completed, initial production commenced in August 2007

BNP Resources Inc. South Central Alberta

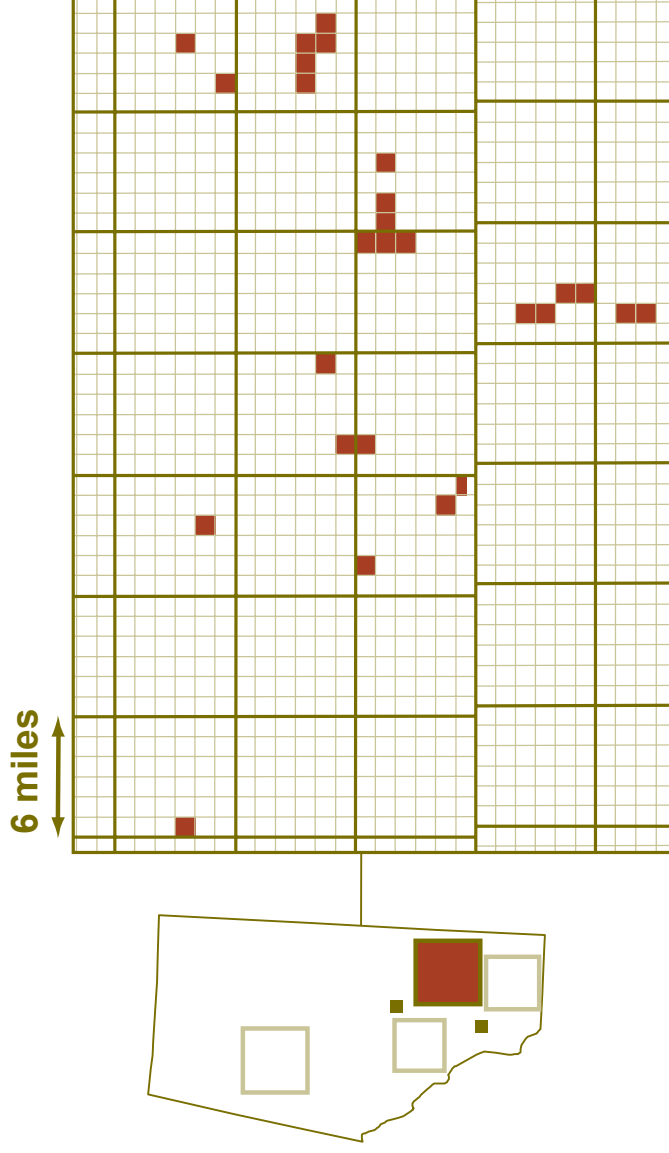


• 2006 Activity

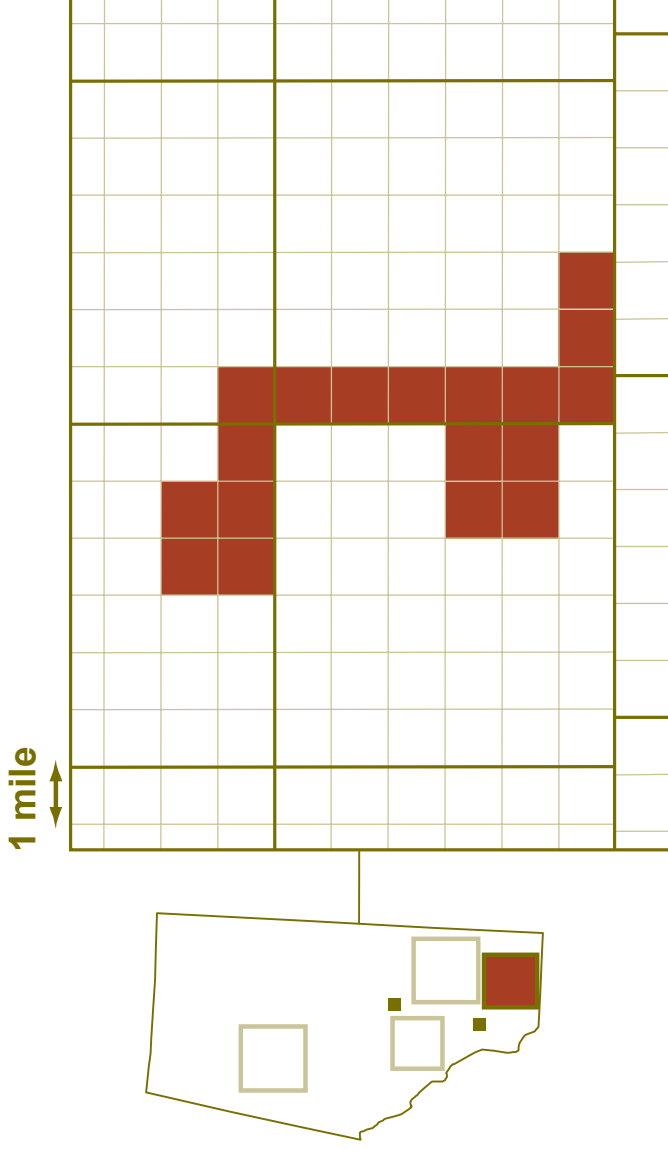
- Shot 15 kms of 2D seismic and drilled 1 well

• 2007 Activity to date

- Drilled 8 wells
- Equip and tie-in of 3 gaswells and 4 oilwells in progress. 1 well being completed.
- Access to an extensive 3D seismic database
- Drilling success 100%
- Shot an 11km 2-D seismic program.



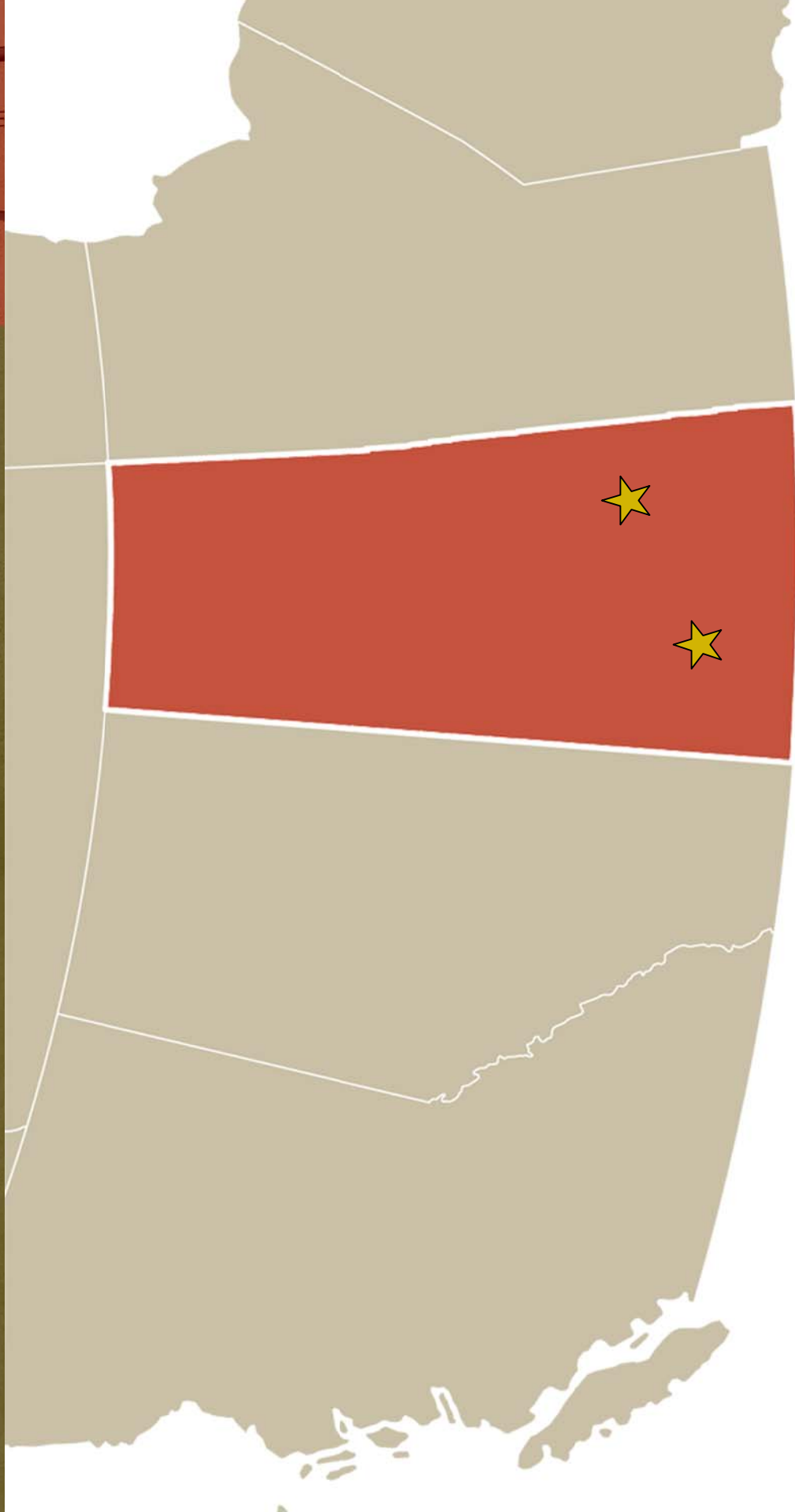
BNP Resources Inc. Southern Alberta



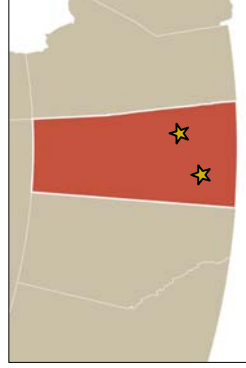
- **2007 Activity to date**

- Access to extensive 3D seismic database
- 19 sections of land under option (11,520 gross acres)
- Drilled two wells, licensed 1 more well.
- Shallow and medium depth multi-zone gas and oil drilling targets

BNP Resources Inc.
Saskatchewan Activity Map



BNP Resources Inc. SE. / S.W. Saskatchewan



2008 Use of Proceeds

Bakken Exploration Area

- Land Leasing Program
- Trade Seismic
- Drill 1 Exploration well

Gull Lake -Rosearay, Cantuar

- Shoot 3-D seismic
- Drill 1 exploration well
- Potential development drilling of 4 - 16 wells.



BNP Resources Inc. 2007 Drilling and Completion Program

Area	Depth (m)	Gross Wells	Net Wells	Net Capital (\$Million)
Peace River Arch	800-1400	2	1.7	1.2
South Central Alberta	1000-1300	8	8	4.3
Southern Alberta	800-1300	2	2	2.0
S.E. Saskatchewan	800-1000	3	3	1.5
Total		15	14.7	9.0

BNP Resources Inc. Operational Highlights



- Drilled 18 wells since inception
- ~35,000 gross acres under option, over 30 executed deals in 2007 to date
- 15 wells drilled in 2007
- \$9.0 million drilling and completion program in 2007

BNP Resources Inc. Financial Highlights

Financial Indicators	As at September 30, 2007 (\$ Million)	As at December 31, 2006 (\$ Million)
Cash (\$)	2.0	9.1
Property and Equipment Net (\$)	10.4	1.9
Debt (\$)	NIL	NIL
Qualifying Flow Through Expenditures (\$)	7.6	1.1

BNP Resources Inc. Financial Highlights

Financial Indicators	9 months ended September 30, 2007 (\$ Thousand)	May 16, 2006 through December 31, 2006 (\$ Thousand)
Loss (\$)	(409)	(90)
Cash used in Operations (\$)	(732)	(99)
Loss per Share-basic (\$/share)	(0.023)	(0.007)

BNP Resources Inc. 2007 Recap

- Growth through the drill bit and strategic production acquisitions
- 15 locations drilled by 2007 year end
- Focus on high working interest, operated oil and gas prospects
- Prioritize light oil drilling opportunities
- Focus on shallow to medium depth prospects with multi-well drilling opportunities
- Utilize the significant technical experience of our existing management team (team previously established a successful track record at CNRL)
- Expand existing land inventory – as of December end 2007, 35,000 gross acres (executed over 30 deals to date)
- Utilize 3D seismic coverage wherever possible
- Satisfy BNP's \$10,250,000 2006 flow-through share commitment in 2007
Focus on 2007 flow through share commitment of \$5,600,000 by end 2008



2210, 800-5th Ave. S.W.
Calgary, Alberta, T2P 3T6
Main: 403.695.1090 Fax: 403.265.0413
info@bnpresources.com
www.bnpresources.com